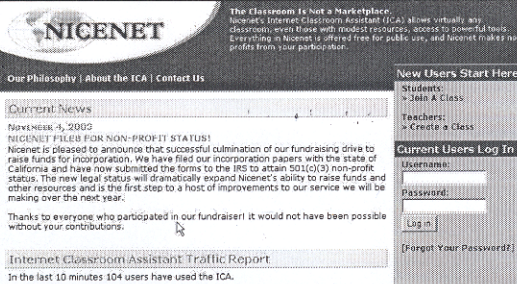


# How to Join the Curriculum Proposals Review online using Nicenet

Go to the Nicenet URL:  
<http://www.nicenet.org/>



The Classroom is Not a Marketplace: Nicenet's Internet Classroom Assistant (ICA) allows virtually any classroom, even those with modest resources, access to powerful tools. Everything in Nicenet is offered free for public use, and Nicenet makes no profits from your participation.

Our Philosophy | About the ICA | Contact Us

**Current News**

NOVEMBER 4, 2002  
NICENET FILES FOR NON-PROFIT STATUS!  
Nicenet is pleased to announce that successful culmination of our fundraising drive to raise funds for incorporation. We have filed our incorporation papers with the state of California and have now submitted the forms to the IRS to attain 501(c)(3) non-profit status. The new legal status will dramatically expand Nicenet's ability to raise funds and other resources and is the first step to a host of improvements to our service we will be making over the next year.

Thanks to everyone who participated in our fundraiser! it would not have been possible without your contributions.

**Internet Classroom Assistant Traffic Report**

In the last 10 minutes 104 users have used the ICA.

**New Users Start Here**

Students:  
» [Join A Class](#)

Teachers:  
» [Create a Class](#)

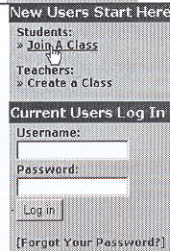
**Current Users Log In**

Username:

Password:

[\[Forgot Your Password?\]](#)

Click on  
**Students:**  
>> [Join a Class](#)



**New Users Start Here**

Students:  
» [Join A Class](#)

Teachers:  
» [Create a Class](#)

**Current Users Log In**

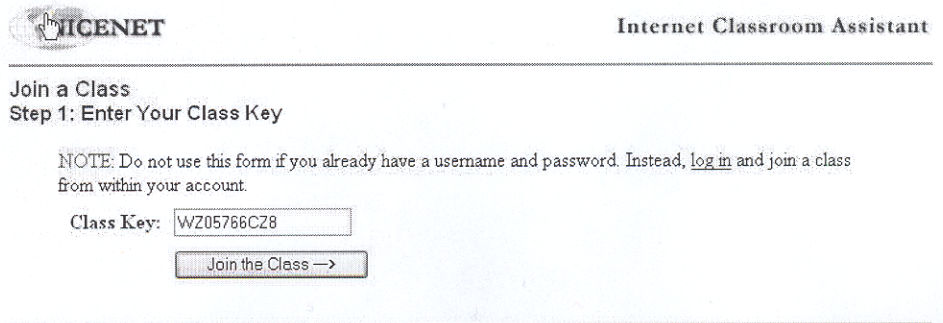
Username:

Password:

[\[Forgot Your Password?\]](#)

Enter the Class Key:  
**WZ05766CZ8**

Click on [Join the Class](#)→



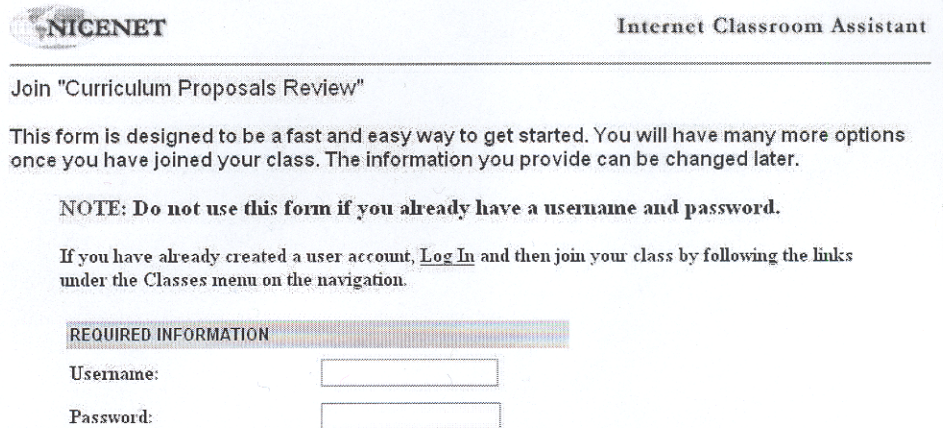
**NICENET** Internet Classroom Assistant

**Join a Class**  
Step 1: Enter Your Class Key

NOTE: Do not use this form if you already have a username and password. Instead, [log in](#) and join a class from within your account.

Class Key:

Create and type in a  
Username and Password.



**NICENET** Internet Classroom Assistant

Join "Curriculum Proposals Review"

This form is designed to be a fast and easy way to get started. You will have many more options once you have joined your class. The information you provide can be changed later.

NOTE: Do not use this form if you already have a username and password.

If you have already created a user account, [Log In](#) and then join your class by following the links under the Classes menu on the navigation.

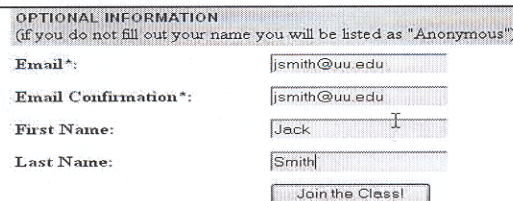
**REQUIRED INFORMATION**

Username:

Password:

Complete the optional  
information with your  
email address, first  
name, and last name  
information.

Click on [Join the Class!](#)



**OPTIONAL INFORMATION**  
(if you do not fill out your name you will be listed as "Anonymous")

Email\*:

Email Confirmation\*:

First Name:

Last Name:

Read the confirmation information.

An automatic email confirmation will be sent to the email address you provided under optional information. It contains your username, but not your password.

The screenshot shows the Nicenet Internet Classroom Assistant registration confirmation page. It includes the Nicenet logo, the title "Internet Classroom Assistant", and a welcome message. Key information includes: "Your Username: member1", a prompt to "SAVE THIS INFORMATION NOW!", and instructions to log in at <http://www.nicenet.org/>. It also provides a direct email address for questions: [support@nicenet.org](mailto:support@nicenet.org). A disclaimer at the bottom states that Nicenet provides the forum free of charge and makes no warranty for the Internet Classroom Assistant, and that users agree to indemnify and hold Nicenet and its sponsors, affiliates, directors, agents, or other partners and employees harmless from any claim or demand made by any third party due to or arising out of Content you submit, post to or transmit through the Service, your use of the Service, your connection to the Service, or the infringement by you, or any other subscriber of your account, of any intellectual property or your violation of any right of another.

Click on Finish Registration.

You're now a member of the LMS Committee class!

Finish Registration

### How to log into and use Nicenet

After you have set up your username and password, go to: <http://www.nicenet.org/>

Type your **username** and **password**. Click on **Log In to the ICA**. If you forget your password, click on the link **Forgot Your Password?** found above the Username box.

The screenshot shows the Nicenet Internet Classroom Assistant login page. It features the Nicenet logo and the title "Internet Classroom Assistant". The main heading is "Log In to the ICA". Below this, it asks the user to "Please enter your username and password for the Internet Classroom Assistant." There is a link for "Forgot Your Password?". The login form includes fields for "Username:" and "Password:", and a "Log In to the ICA" button.

Once you've logged into the LMS Committee class, click on links found at the left side of the screen:

- **Conferencing** (discussion forums)
- **Link Sharing** (web site addresses)
- **Documents** (posted information)
- **Class schedule** (posted events)
- **Class members** (who's enrolled in the class)

The screenshot shows the "Home - LMS Committee" page. It displays a navigation menu on the left with links for Conferencing, Link Sharing, Documents, Class Schedule, Class Members, Personal Messages, Classes, Add User Profile, ICA FAQ, Protect Your Privacy, and Logout. The main content area shows a welcome message: "Since you last logged in on Tuesday, June 01 :". It lists three sections: "Conferencing" with a message "No new personal messages have been sent to you.", "Link Sharing" with a message "No new links have been posted.", and "Documents" with a message "No new documents have been posted.". At the bottom, there is a "WEEK AT A GLANCE" section with a link to "View Schedule".

You can also click on links found in the main part of the web page to go directly to an area.

Click on **LOGOUT** on the left side of the web page when you are ready to leave the class.

For support questions or technical issues, contact Robin Navel (Jackson campus 661-5402) or Tabitha Washburn (Germantown Campus 759-0029, ext. 126).